







Division 2 - Harbour Courses

Safety requirements - AYF Addendum A Special Regulations Part 1 - Category 7







Time Limit : 4 Hours **L** = Leave **R** = Round **P** = Port **S** = Starboard

Harbour  No 1 Easterly Start to East Goode R P Basin West R P West End R P Quaranup R P West End R P Heron R P Day Buoy R P Club L P Finish to East 9.93 NM	Harbour  No 2 South Easterly Start to East Goode R P Basin West R P Day Buoy R P Quaranup R P Day Buoy R P Quaranup R P West End R P Club L P Finish to East 10.25 NM	Harbour  No 3 Southerly Start to East O'Keefe R P Basin West R P West Wharf R P O'Keefe R P West Wharf R P O'Keefe R P Basin West R P Lenita R P Club L P Finish to East 11.41 NM
Harbour  No 4 South Westerly Start to West Club R S Brambles R S O'Keefe R S Basin West R S Brambles R S O'Keefe R S Club R S Quaranup R S O'Keefe R S Finish to West 10.00 NM	Harbour  No 5 Westerly Start to West Club R S Basin West R S Whalechaser R S West End R S Whalechaser R S Club R S Basin West R S Whalechaser R S O'Keefe L S Finish to West 11.4 NM	Harbour  No 6 North Westerly Start to West West End R S Whalechaser R S Goode R S Day Buoy R S Goode R S Day Buoy R S O'Keefe L S Finish to West 11.4 NM

Division 2 - King George Sound Courses

Safety requirements - AYF Addendum A Special Regulations Part 1 - Category 6

Time Limit : 4 Hours **L** = Leave **R** = Round **P** = Port **S** = Starboard

KGS  No 1 Easterly Start to East <div> <div>Quaranup</div><div>R P</div> <div>Five Fathom</div><div>R P</div> <div>Inner Pt Fairway</div><div>R P</div> <div>Dinghy</div><div>R P</div> <div>Whalechaser</div><div>R P</div> <div>Club</div><div>R P</div> </div> Finish to East 13.0 NM	KGS  No 2 South Easterly Start to East <div> <div>Spit</div><div>R P</div> <div>Five Fathom</div><div>R P</div> <div>Outer Pt Fairway</div><div>R P</div> <div>Day Buoy</div><div>R P</div> <div>Whalechaser</div><div>R P</div> <div>Club</div><div>R P</div> </div> Finish to East 11.6 NM	KGS  No 3 Southerly Start to East <div> <div>O'Keefe</div><div>L P</div> <div>Brambles</div><div>L P</div> <div>Sub Buoy</div><div>R P</div> <div>Inner Pt Fairway</div><div>R P</div> <div>Sub Buoy</div><div>R P</div> <div>Inner Pt Fairway</div><div>R P</div> <div>Lenita</div><div>R P</div> <div>Club</div><div>L P</div> </div> Finish to East 11.9 NM
KGS  No 4 South Westerly Start to West <div> <div>Club</div><div>L S</div> <div>Outer Pt Fairway</div><div>R S</div> <div>Sub Buoy</div><div>R S</div> <div>Outer Pt Fairway</div><div>R S</div> <div>Sub Buoy</div><div>R S</div> <div>Outer Pt Channel</div><div>R S</div> <div>Inner Pt Fairway</div><div>R S</div> <div>O'Keefe</div><div>R S</div> </div> Finish to West Line -A 11.65 NM	KGS  No 5 Westerly Start to West <div> <div>West End</div><div>L S</div> <div>Shark Buoy</div><div>R S</div> <div>Outer Pt fairway</div><div>R S</div> <div>Sub Buoy</div><div>R S</div> <div>O'Keefe</div><div>R S</div> </div> Finish to West Line -A 9.6 NM	KGS  No 6 North Westerly Start to West <div> <div>West End</div><div>R S</div> <div>Outer Pt Fairway</div><div>R S</div> <div>Sub Buoy</div><div>R S</div> <div>Inner Pt fairway</div><div>R S</div> <div>Five Fathom</div><div>R S</div> <div>O'Keefe</div><div>L S</div> </div> Finish to West Line -A 12.0 NM

Division 2 - Emu Point Courses

Safety requirements - Emu Point Race is Category 6 of Addendum A,

L = Leave **R** = Round **P** = Port **S** = Starboard

Emu Point Camp out No's 1 & 2 Start to East

Quaranup	R P
Gull Rock	R P
Shark Buoy	R S

Finish to North
Between Cardinal Beacon
and Emu Point
12.35 NM

Emu Point Camp out No 3 Start to East

Quaranup	R P
Flat Rock	R P

Finish to North
Between Cardinal Beacon
and Emu Point
12.39 NM

Emu Point Camp out No 4 Start to West

Club	R S
Outer Pt Fairway	R S
Sub Buoy	R S
Outer Pt Fairway	R S
Sub Buoy	R S
Inner Pt Channel	R S
Inner Pt Fairway	R S
Sub Buoy	R S

Finish to North
Between Cardinal Beacon
and Emu Point
12.19 NM

Emu Point Camp out No's 5 & 6 Start to West

Club	R S
Day Buoy	R S
Gull Rock	R P
Shark Buoy	R S

Finish to North
Between Cardinal Beacon
and Emu Point
12.4 NM

Division 2: Gull Rock - Seal Island Race Courses

Safety requirements - AYF Addendum A Special Regulations Part 1 - Category 6

Time Limit : 4 Hours **L** = Leave **R** = Round **P** = Port **S** = Starboard

Gull Rock Seal Is.



No 1 Easterly Start to East

Quaranup	R P
Inner Pt Channel	R S
Gull Rock	R S
Seal Island	R S
Club	R P

Finish to East
16.6 NM

Gull Rock Seal Is.




No 2 South Easterly Start to East

Quaranup	R P
Inner Pt Channel	R S
Seal Island	R P
Gull Rock	R P
Club	R P

Finish to East
16.6 NM

Gull Rock Seal Is.



No 3 Southerly Start to East

O'Keefe	R P
Gull Rock	R S
Seal Island	R S
Club	R P

Finish to East
16.5 NM

Gull Rock Seal Is.



No 4 South Westerly Start to West

Club	RS
West End	R S
Seal Island	R P
Gull Rock	R P
O'Keefe	R S

Finish to West
16.5 NM

Gull Rock Seal Is.



No 5 Westerly Start to West

Club	R S
West End	R S
Seal Island	R P
Gull Rock	R P
O'Keefe	R S

Finish to West
16.5 NM

Gull Rock Seal Is.



No 6 North Westerly Start to West

Club	R S
West End	R S
Gull Rock	R S
Seal Island	R S
O'Keefe	R S

Finish to West
12.5 NM